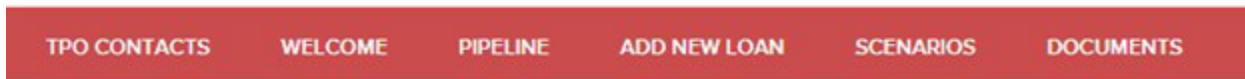
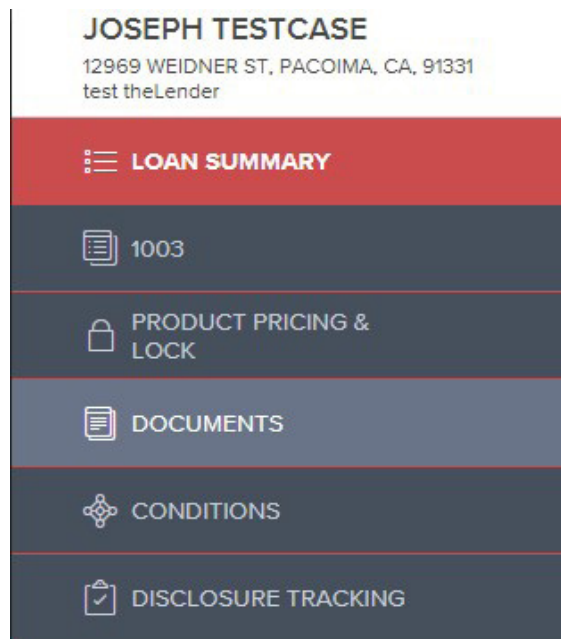


Login to TPO Connect website  
Click on **THIS LINK.**

Once you login you will land on theSpot (below image)



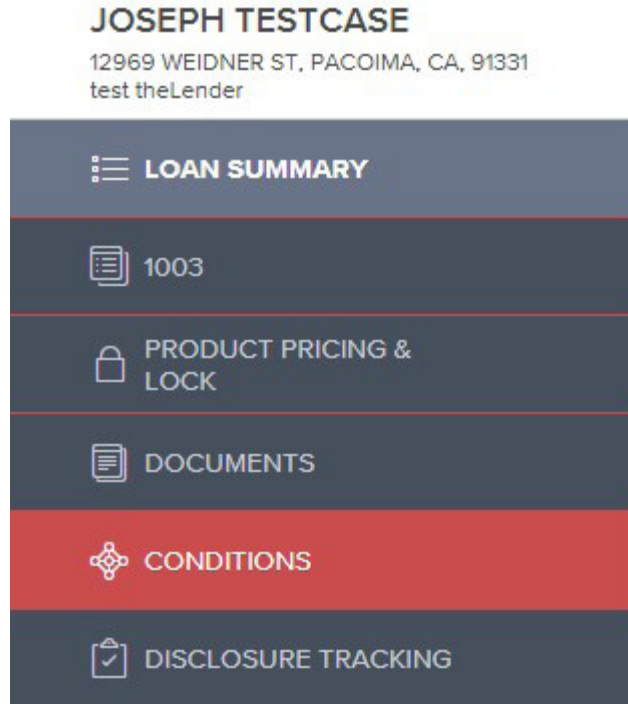
Click on the **Pipeline** tab  
Next click on the **Documents** tab (image below)



All conditions need to be uploaded in the unassigned folder in the image below. There are 2 different features available, you can drag and drop your PDF's or you Browse for files.



Once you have uploaded all desired conditions you will need to click the conditions tab on the left side of the screen. (image below)



To complete the upload process, you will need to click the red button on the right side of the page to notify lender.

